

# **ITF 2023 Annual Report on Road Safety: Key International Trends and Conclusions**

TRB Annual Meeting  
8 January 2024

Dominique Mignot, Chair of IRTAD

# The International Transport Forum

## Intergovernmental Organisation

- Linked to OECD
- 66 member countries

## Think Tank

- Policy analysis and research
- Modelling, data and statistics

## Annual Summit

- Forum for Ministers, industry, research



## The IRTAD Group

- Permanent Group of the ITF on road safety
- Around 80 members from 41 countries
- Network with road safety agencies, transport ministries, research institutes, academia, NGOS, industry ...
- Outputs:
  - IRTAD database
  - Road safety annual report
  - Special reports (performance indicators, monitoring...)



## The ITF/IRTAD 2023 Annual Report on Road Safety

- Released on 18 December 2023
- Summary report based on “validated” data from 35 countries
- Preliminary road deaths data for 2023
- Traffic and safety data for 2022
- Review of the 2012-2022 period
- Comparative tables on speed limits, seatbelt and helmet wearing rates, maximum BAC levels
- Summary of national road safety strategies
- Completed by national reports for 41 countries



<https://www.itf-oecd.org/road-safety-annual-report-2023>

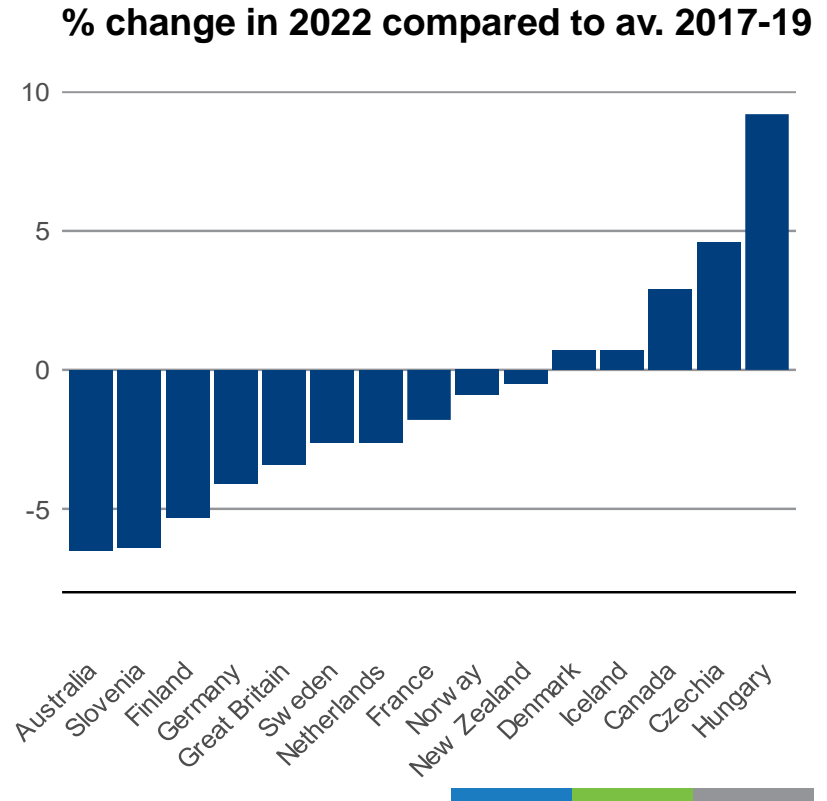
## Road deaths in 2023 (preliminary data – 1<sup>st</sup> half of the year)

- Data available for 24 countries
- Road deaths decreased in 17 countries compared to 2022
- On average, road deaths decreased by 2.8% in the first half of the year of 2023 compared with the first semester of 2022.
- But, road deaths increased by 4.3% compared to the pre covid period (average for 2017-19), mainly due to a high increase in the United States and Colombia.

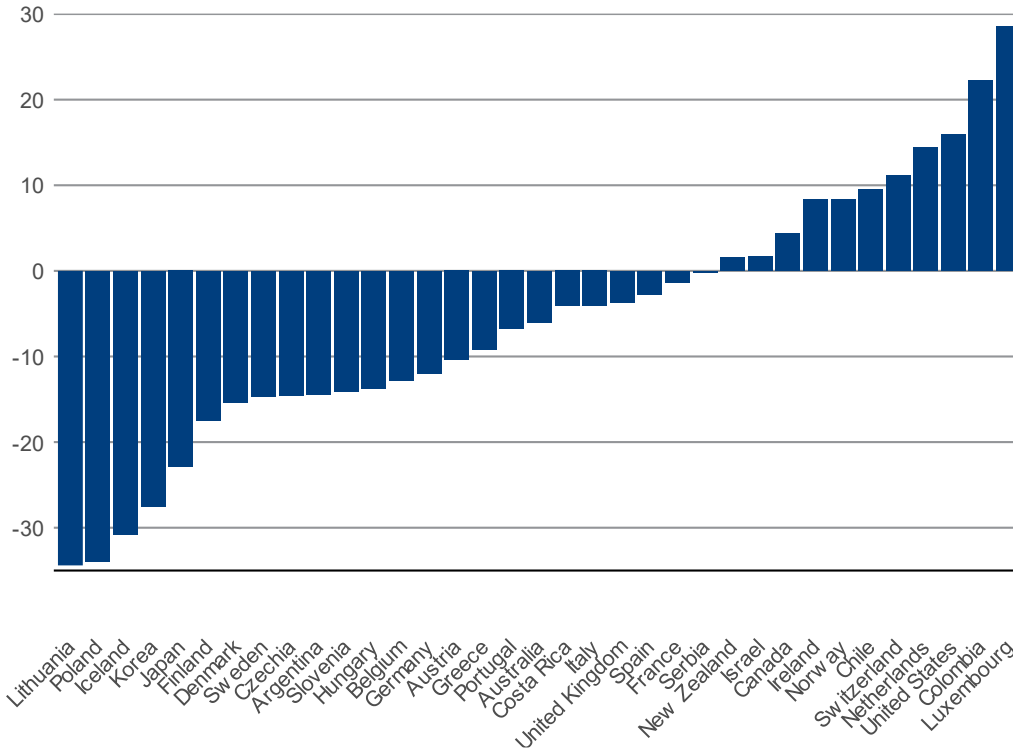


## Traffic volume in 2022

- Data available for 15 countries.
- Traffic volumes in 2022 had not returned to pre-Covid levels.
- In 10 countries, traffic volume were below the 2017-19 level.
- Several countries reported lasting changes in mobility patterns.
- And 2022 is not considered as an “abnormal” year.



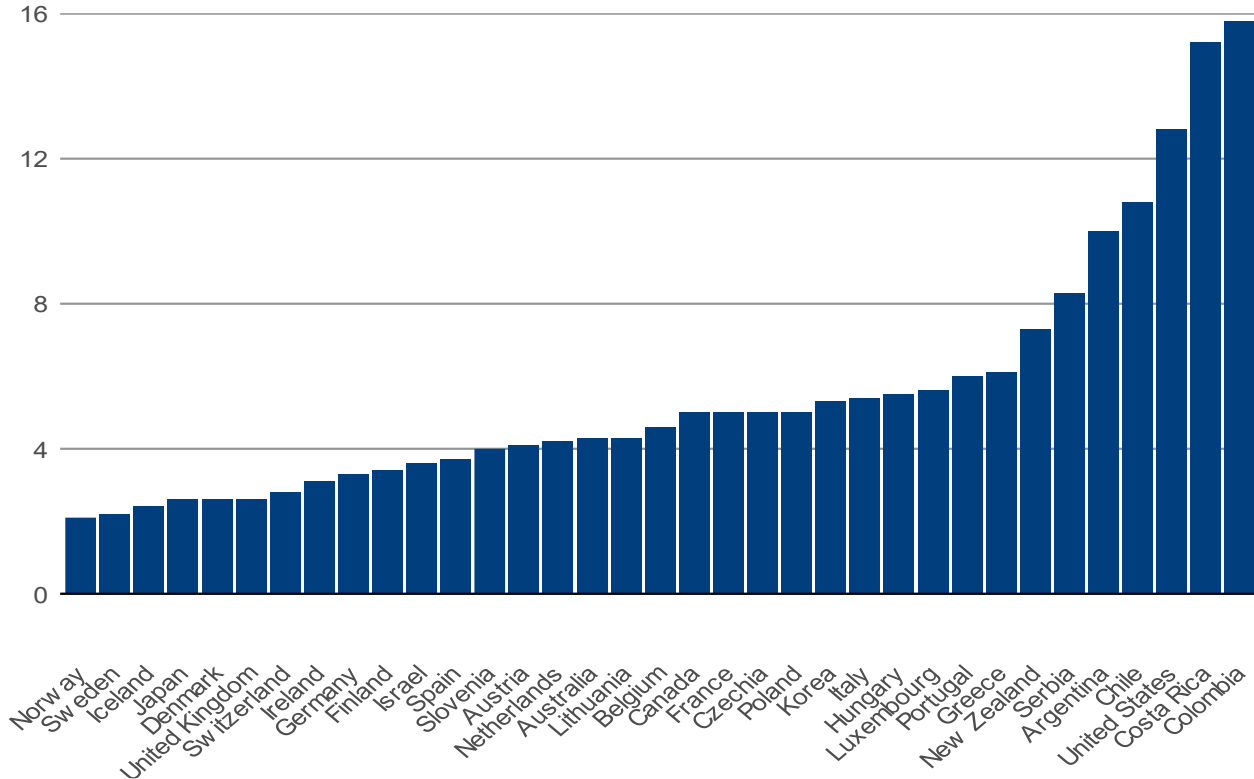
## Road deaths in 2022 compared to the average 2017-19



- Data for 35 countries.
- Road deaths decreased in 23 countries.
- Five countries recorded an increase of more than 10% in 2022.
- On average, increase of 3.2%.
- But large increases in the United States and Colombia.

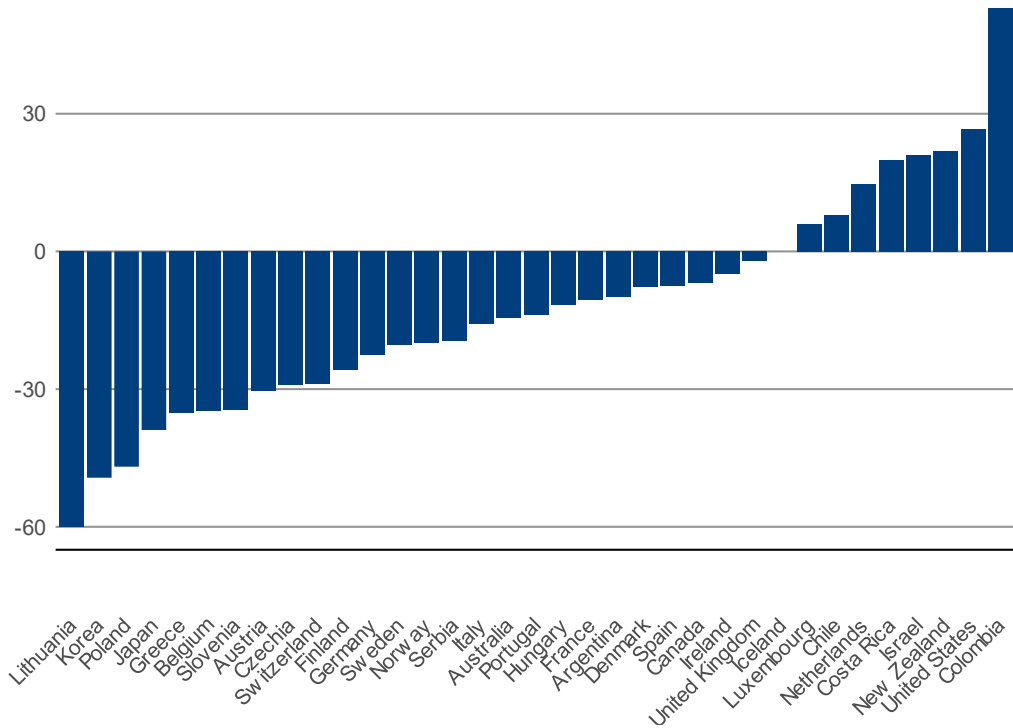


## Mortality rate in 2022 (per 100 000 inhabitants)





## Evolution of road deaths 2012-22

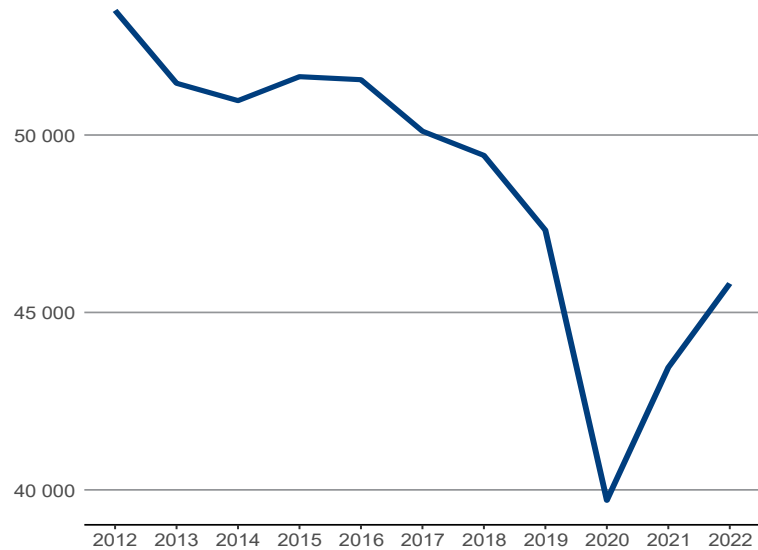


- Decrease in 27 out of 35 countries.
- If US data are excluded, overall road deaths fell by 14%.

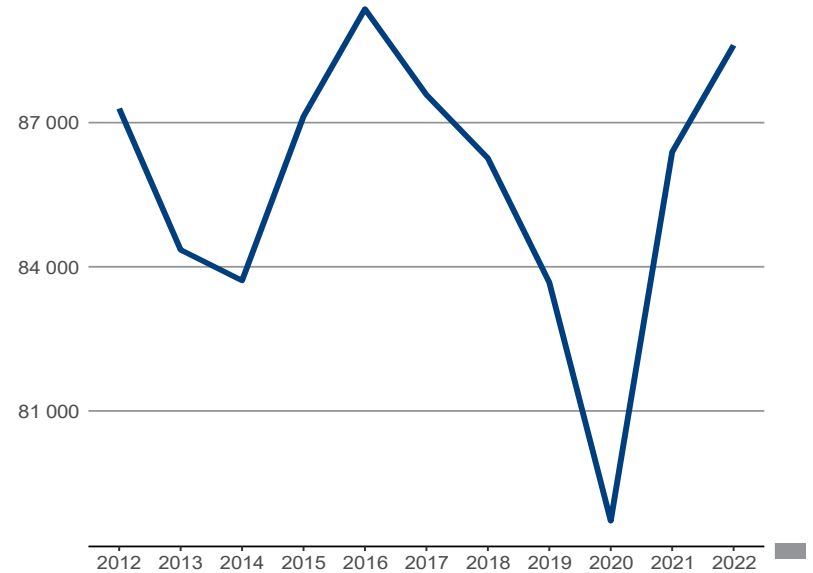


# Aggregate evolution, 2012-22

Number of road deaths (excluding the US)

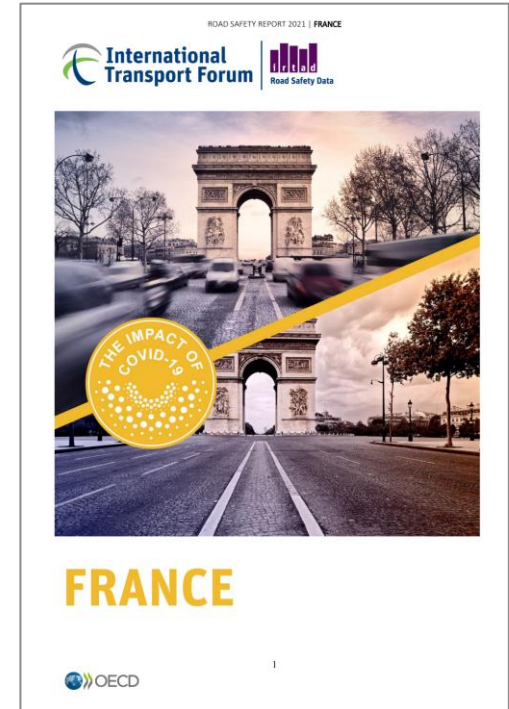


Number of road deaths



## Country chapters

- Country chapters available for 41 countries
- Regularly updated on the ITF webpage



# Thank you

Dominique Mignot  
Université Gustave Eiffel  
[dominique.mignot@univ-eiffel.fr](mailto:dominique.mignot@univ-eiffel.fr)