

UPDATE AND IMPROVEMENT OF THE TRAFFIC ACCIDENT
DATA COLLECTION PROCEDURES IN SPAIN.
THE METRAS METHOD OF SEQUENCING ACCIDENT EVENTS

M^a Teresa Tormo, Jaime Sanmartin y J.F. Pace

VNIVERSITAT
ID VALÈNCIA  Institut de Trànsit i Seguretat Viària . Spain
INTRAS

4th IRTAD CONFERENCE
Road safety data: collection and analysis
for target setting and monitoring performances and progress

Seoul, 16-17 September 2009

[Recording information from accidents]:::

CUESTIONARIO ESTADÍSTICO DE ACCIDENTES DE CIRCULACIÓN CON VÍCTIMAS

1. AÑO: _____ 2. NÚMERO DE ACCIDENTE: _____ HOJA: _____

3. PROVINCIA: _____ ISLA: _____

4. MES: _____ DÍA: _____ 6. HORA: _____ 7. DÍA SEMANA: _____ 8. TIPO DÍA: _____ 9. TOTAL VÍCTIMAS: _____ 10. MUERTOS: _____ 11. HERIDOS GRAVES: _____ 12. HERIDOS LEVES: _____ 13. VEHÍCULOS IMPLICADOS: _____ 14. HABITANTES (en miles): _____ 15. ZONA: _____

14. RPO CARRETERA: _____ NÚMERO: _____ 15. KM. HS.: _____ 16. CÍRCULO: _____ 17. CÓDIGO MUNICIPIO: _____ 18. NOMBRE DE LA CALLE Y NÚMERO: _____ 19. CALLE: _____

20. TIPO DE VÍA: _____ 21. ANCHURA DE LA CALZADA: _____ 22. MARCHAS VIALES: _____ 23. ARCÉN PAVIMENTADO: _____

24. ARGÉN: _____ 25. ELEMENTOS DE SEGURIDAD DE LA VÍA: _____

26. FUERA DE INTERSECCIÓN: _____ INTERSECCIÓN: _____ 27. PRIORITY REGULADA POR: _____ 28. SUPERFICIE: _____

29. LUMINOSIDAD: _____ 30. FACTORES ATMOSFÉRICOS: _____ 31. VISIBILIDAD RESTRINGIDA POR: _____ 32. OTRA CIRCUNSTANCIA: _____ 33. SEÑALIZACIÓN DE PELIGRO: _____

34. TIPO DE ACCIDENTE: _____ 35. VUELTO EN LA CALZADA: _____ 36. CIRCULACIÓN: _____

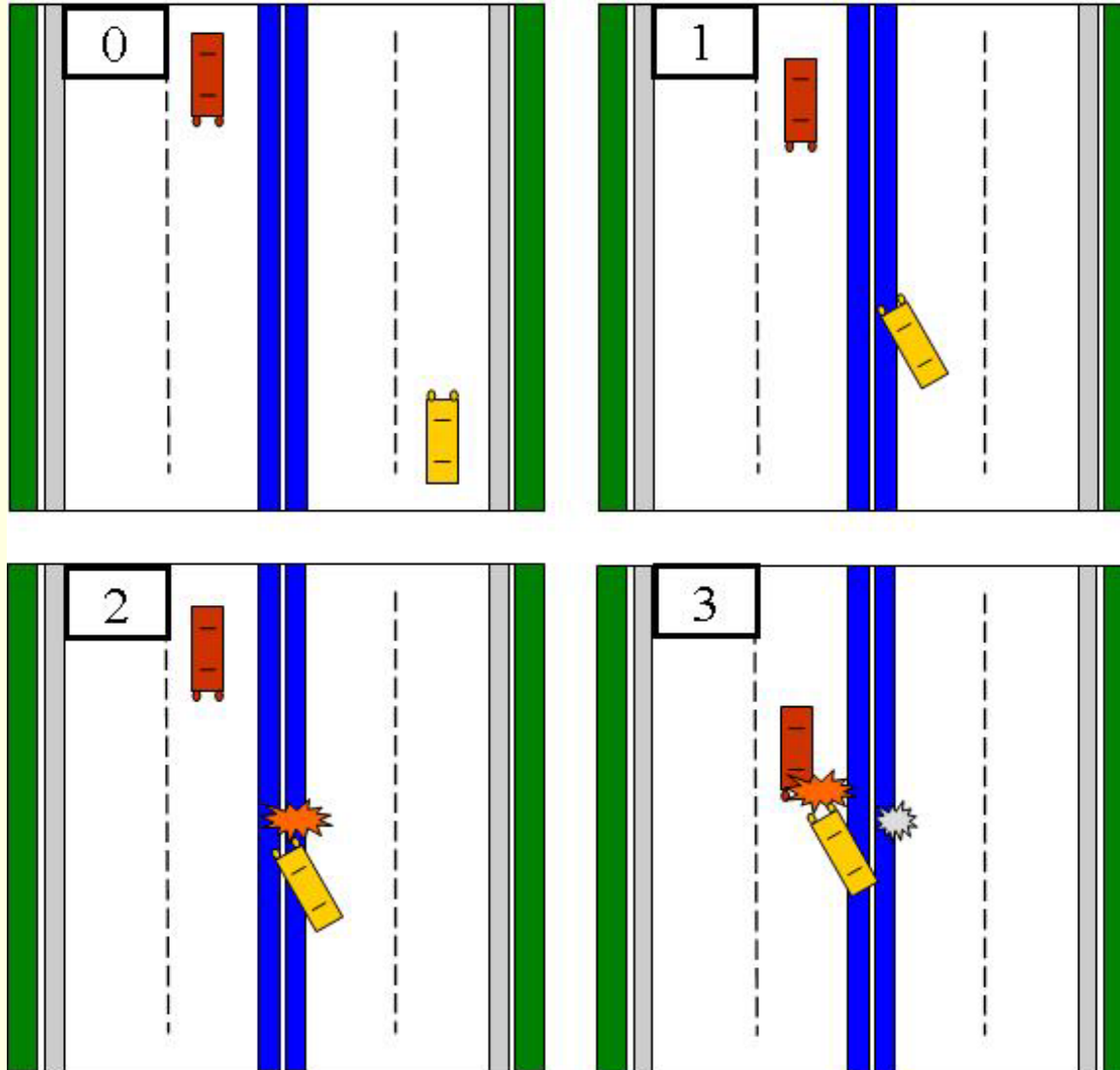
37. MATRÍCULA Y AÑO DE MATRÍCULA: _____ 38. POSIBLES FACTORES CONCURRENTES: _____ 39. MARCA Y MODELO: _____

40. SÍMBOLOS A UTILIZAR: _____

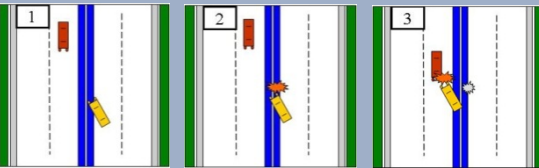


- The accident is one of the most unfortunate incidents that can happen in traffic.
- Collecting the key information on the TA characteristics and consequences is important in order to monitor how it evolves and to evaluate the preventive measures.
- The collection, the record and the management of such information is complex and requires appropriate instruments that make this task entrusted to the traffic police easier.

[A practical example]::



- 0). Two vehicles are circulating in a motorway in different carriageways.
- 1). The "V1" vehicle (yellow one) leaves the road from the left
- 2). The "V1" vehicle hits the centre guardrail
- 3). The "V1" vehicle makes a frontal collision with the "V2" vehicle that is circulating in the opposite carriageway



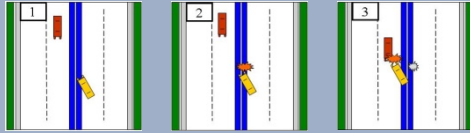
[A practical example]

Classic classification of the accident type::

- 1). The "V1" vehicle (yellow one) leaves the road from the left
- 2). The "V1" vehicle hits the centre guardrail
- 3). The "V1" vehicle makes a frontal collision with the "V2" vehicle that is circulating in the opposite carriageway

SELECT ONE OPTION ONLY

40. TIPO DE ACCIDENTE			4.1. <input type="checkbox"/> Vuelco en la calzada	
			IZQ.	DCHA.
1. Colisión de vehículos en marcha			<input checked="" type="checkbox"/>	<input type="checkbox"/>
1.1. <input checked="" type="checkbox"/> FRONTAL	2. Colisión vehículo-obstáculo en calzada			
1.2. <input type="checkbox"/> FRONTOLATERAL	2.1. <input type="checkbox"/> VEHÍCULO ESTACIONADO O AVERIADO	3. Atropello:		
1.3. <input type="checkbox"/> LATERAL	2.2. <input checked="" type="checkbox"/> VALLA DE DEFENSA	3.1. <input type="checkbox"/> PEATÓN SOSTENIENDO BICICLETA	CON COLISIÓN	
1.4. <input type="checkbox"/> ALCANCE	2.3. <input type="checkbox"/> BARRERA DE PASO A NIVEL	3.2. <input type="checkbox"/> PEATÓN REPARANDO EL VEHÍCULO		
1.5. <input type="checkbox"/> MÚLTIPLE O EN CARAVANA	2.4. <input type="checkbox"/> OTRO OBJETO O MATERIAL	3.3. <input type="checkbox"/> PEATÓN AISLADO O EN GRUPO		
		3.4. <input type="checkbox"/> CONDUCTOR DE ANIMALES		
		3.5. <input type="checkbox"/> ANIMAL CONDUCTIDO O REBAÑO	SIN COLISIÓN	
		3.6. <input type="checkbox"/> ANIMALES SUELTOS		
			5-6. Salida de la calzada	
			<input checked="" type="checkbox"/>	<input checked="" type="checkbox"/>
			6. <input type="checkbox"/>	
			1. CHOQUE CON ÁRBOL O POSTE <input type="checkbox"/>	
			2. CHOQUE CON MURO O EDIFICIO <input type="checkbox"/>	
			3. CHOQUE CON CUNETA O BORDILLO <input checked="" type="checkbox"/>	
			4. OTRO TIPO DE CHOQUE <input checked="" type="checkbox"/>	
			5. CON DESPEÑAMIENTO <input type="checkbox"/>	
			6. CON VUELCO <input type="checkbox"/>	
			7. EN LLANO <input type="checkbox"/>	
			8. OTRA <input type="checkbox"/>	
			7.1. Otro <input type="checkbox"/>	



[A practical Example]

Limitations of the classic definition::

ONE SINGLE CATEGORY TO DEFINE THE ACCIDENT TYPE

According to the classic classification of the accident type, the previous example could be classified in several ways:

- **5.3 Running off by the left hitting the ditch**
- **5.4 Running off by the left with another type of impact**
- **2.2 Collision against bumper fence**
- **3.1 Frontal collision**

SEVERAL CRITERIONS TO SELECT THE ACCIDENT TYPE

- Criterion of the first event of the accident
- Criterion of severity of the injuries
- Combinatorial criterion of elements
- Infrastructure criterion
- Other criterions

The accident type information is not associated with any of the involved unit (driver/pedestrian).

[Limitations of the classic classification of the accident type]::

- The classical accident typology only allows to identify one event in only one category.
- The selection criterion of a category may change according to the moment, the location, the circumstance, the research interests and even the accident characteristics.
- It may also change depending on the observer and is consequently subjective and not much defined.
- Difficult identification given the dynamic nature of the accident. It does not allow a realistic knowledge of what happened during the course of the accident.
- It does not differentiate the first event from the most serious one.
- It does not allow to link the type of accident or severity of the injury with fields or characteristics of the involved units, the drivers or the pedestrians.

[The METRAS (Measuring and Recording Traffic Accident Sequence) alternative] ::

- It integrates a structured, detailed and standardized sequential description of the accident to avoid the limitation of the classic category of accident type in the statistical questionnaires.
- It considers that an accident is a complex process having a dynamic nature and that one single category does not allow its description.
- It considers the accident as a final result of a process in which several events are caused because of previous actions, offences or errors from the persons involved in the accident, environmental conditions, the road, or the interaction between several elements present just before the start of the accident.
- It implies a generic structured protocol in order to collect the information related to the sequence of the events that take place in the space and in the time during the course of an accident, from a statistical perspective.
- Each event is considered to be an important and identifiable incident in a system of pre-established categories, that make an accident.

PRIOR STAGE

CONFLICT STAGE

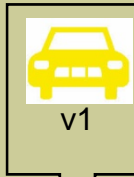


Accident location

Situational data

- 8 of September 2006
- 15:00
- Motorway AP-7 km 398
- Sunny, no wind
- Road surface: dry and clean
- Free-flow traffic
- ...

There are not any situational factors that have influence on the accident



v1

Veh. Data
passenger car
3 years old
...

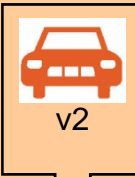
Prior action
Straight
Trajectory
...

Offence
Excess
speed

Other
veh. / driver
/ pedestrian
factors
none



2 seriously
injured persons



v2

Veh. Data
Minibus
8 years old
...

Prior action
Straight
Trajectory
...

Offence
None

Other
veh. / driver
/ pedestrian
factors
none



1 fatality
...


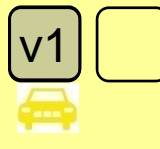
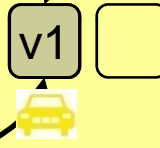


Accident sequencing

Involved
units

Events

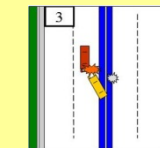
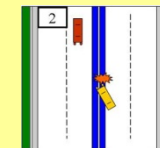
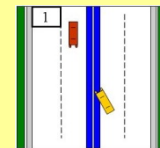
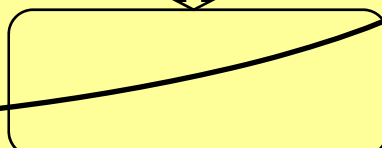
Most serious
event



21. Running off
by the left

24. Collision with
the centre guardrail

1. Frontal collision,
being in
the opposite carriageway



[Empirical evaluation. The experience with the METRAS method] In Catalonia:: The SIDAT Project

PROCEDURE

- Each report is filled in by up to four different police agents.
- Each participating agent fills in accident sequences from different level of complexity (number of events / units involved).
- A sample of 73 traffic accident reports, 55 agents that filled in the data and a total number of 305 accident sequences is achieved.

RESULTS OF THE PILOT TEST

- UNDERSTANDING: Practically all the agents do understand the procedure.
- Around 80% correctly answer to the first event and the most serious one.
- The reports sometimes do not have enough information, and may be interpreted differently.
- This pilot test showed very positive results as for the understanding of the method, easiness of completion, objectivity, both for motorway and urban area accidents.

[The questionnaire on one sheet of paper]

Accident sequence (to fill in for serious or fatal accidents)

The vehicles will be identified as V1, V2, V3, V...
 The pedestrians will be identified as P1, P2, P3, P...

METRAS METHOD OF ACCIDENT SEQUENCING			
INVOLVED UNITS		EVENTS	MOST SERIOUS EVENT

TYPES OF EVENTS:

COLLISION BETWEEN VEHICLES

1. Frontal collision
2. Front-lateral collision affecting the right side
3. Front-lateral collision affecting the left side
4. Lateral collision
5. Positive scratch
6. Negative scratch
7. Rear collision, same direction or in platoon
8. Reverse rear collision
9. Rear lateral collision

RUNNING OVER

11. Running over a pedestrian
12. Running over an animal

FALL

13. Fall on the road
14. Fall of a passenger in a bus

COLLISION AGAINST OBSTACLES IN THE CARRIAGEWAY

15. Works elements
16. Cones or any other mobile elements of marker post
17. Mobile fence
18. Pieces of stone or vegetation
19. A stopped vehicle
20. A load or elements of other vehicles
21. Vehicles involved in a prior accident

RUNNING OFF THE ROAD

22. Running off the road by the right, no invasion of another road or carriageway
23. Running off the road by the right, invading another road or carriageway
24. Running off the road by the left, no invasion of another road or carriageway
25. Running off the road by the left, invading another road or carriageway
26. Running off a straight carriageway
27. Comeback on the road

COLLISION AGAINST FIXED ELEMENTS OF THE ROAD

28. Roundabout
29. Pedestrian refuge, traffic island
30. Kerb
31. Pylons
32. Traffic sign
33. Hedges, shrubs
34. Tree
35. Streetlight

COLLISION AGAINST ELEMENTS OUT OF THE ROAD

36. Container
37. Fountain or statue
38. Bus stop
39. Barrera de contención de vehículos
40. Level crossing barrier
41. Crash cushions
42. Small bridges
43. Other elements of the road
44. House, wall or building
45. Vegetation out of the road
46. Other elements placed out of the road: litter bins, benches, elements of children's park, advertising...)

OVERTURNING, FIRE, BLOW-OUT, OTHER

47. Spins
48. Roll-overs
49. Fall in a chasm
50. Overturning of the vehicle in its own carriageway
51. Overturning of the vehicle in the opposite carriageway
52. Overturning of the vehicle out of the road
53. Vehicle on fire
54. Other type of event

The METRAS method in the SIDAT application:

Origen
Final
Girar
Eliminar

Ajustament de l'escenari | Identificació de les vies | Unitats implicades | Definir seqüències

Passatge de Permanyer | Gran Via de les Corts Catalanes

Següent

Ubiqui el nom de les vies si procedeix. Pot adaptar la inclinació del nom al de la via fent servir les fletxes.

Prepari l'escenari arrossegant les unitats i objectes que intervien en l'accident. Si algun objecte o unitat ha d'aparèixer en una posterior seqüència, podrà afegir-lo durant la definició de seqüències. Pot modificar l'escala del conjunt dels vehicles i elements.

Origen
Final
Girar
Eliminar

Ajustament de l'escenari | Identificació de les vies | Unitats implicades | Definir seqüències

005

Num	Unitats	Successos
001	B, E	23

Marcar el succés més greu

servici català de Trànsit SIDAT Sistema integral de recollida dades d'accidents a Catalunya

Sequenciació de l'accident

Succés 001

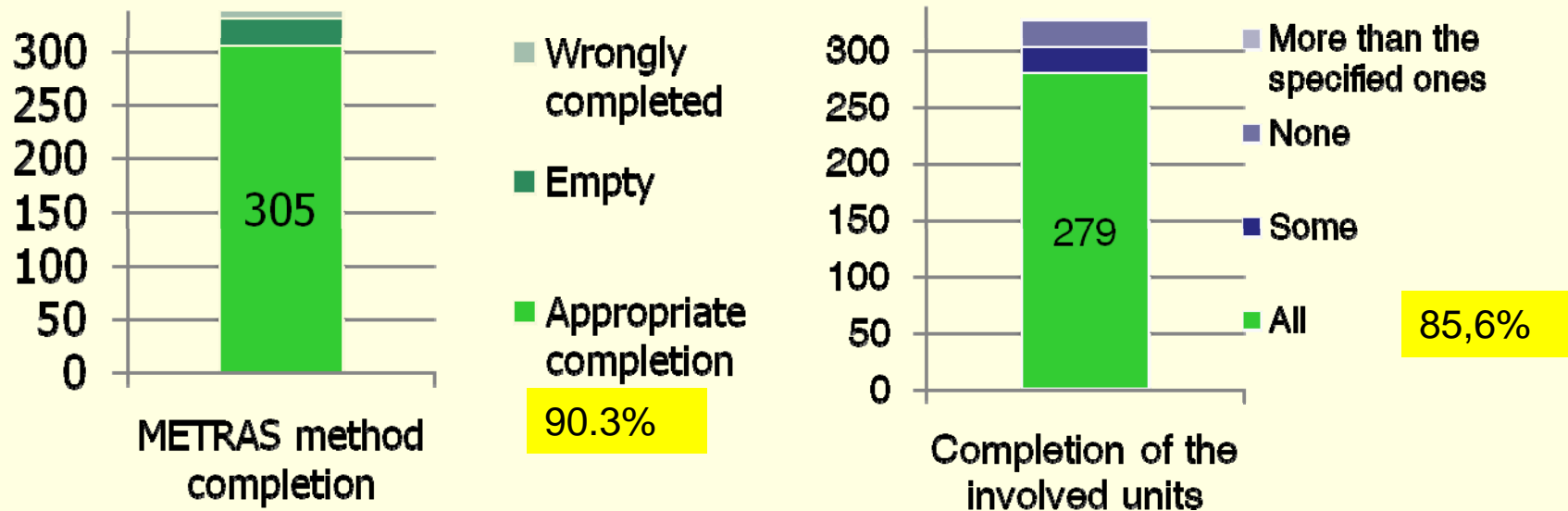
- Col·lisions entre vehicles
- Xoc del vehicle amb obstacles de la calçada
- Sortides de via
- Caiguda a la via
- Xocs amb elements fixos del viari
- Xocs amb elements fora del viari
- Atropellament
- Rotació bolcada o incendi del vehicle

Num	Unitats	Successos
001	B, E	23

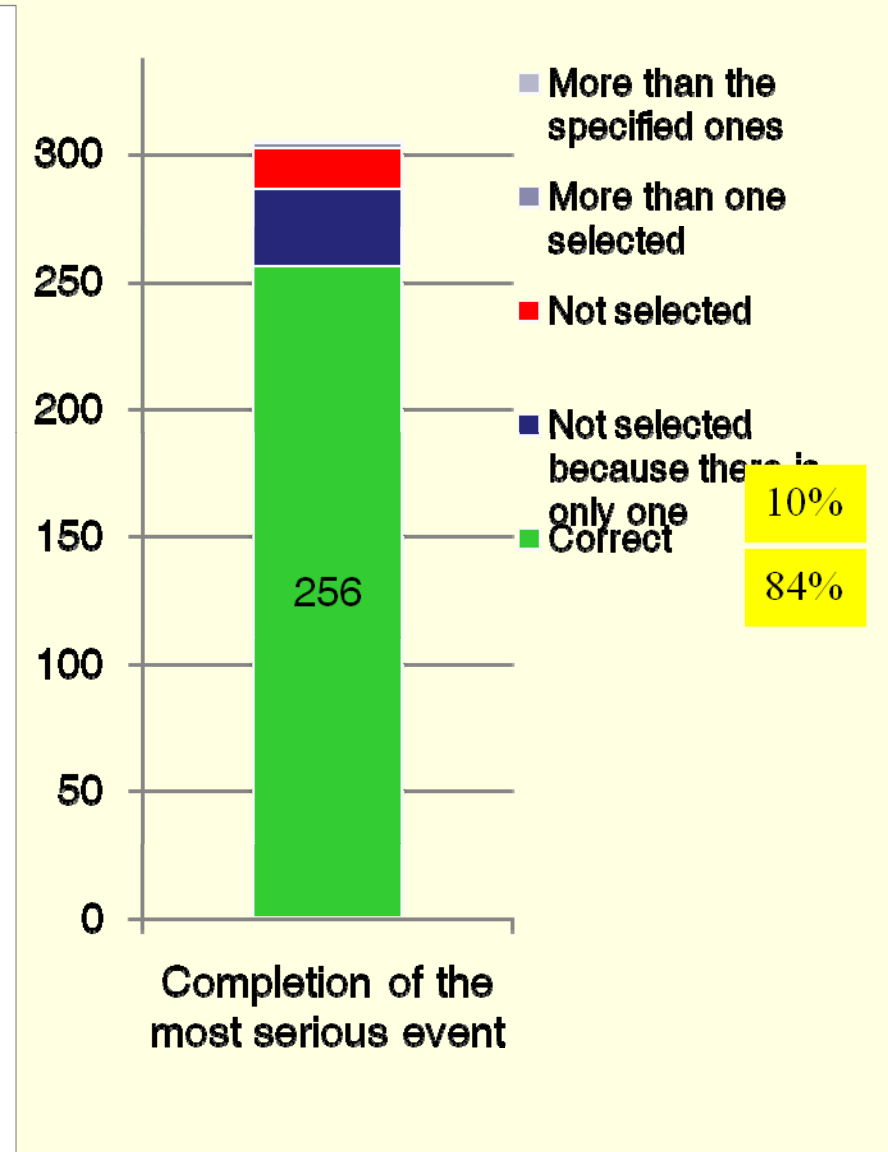
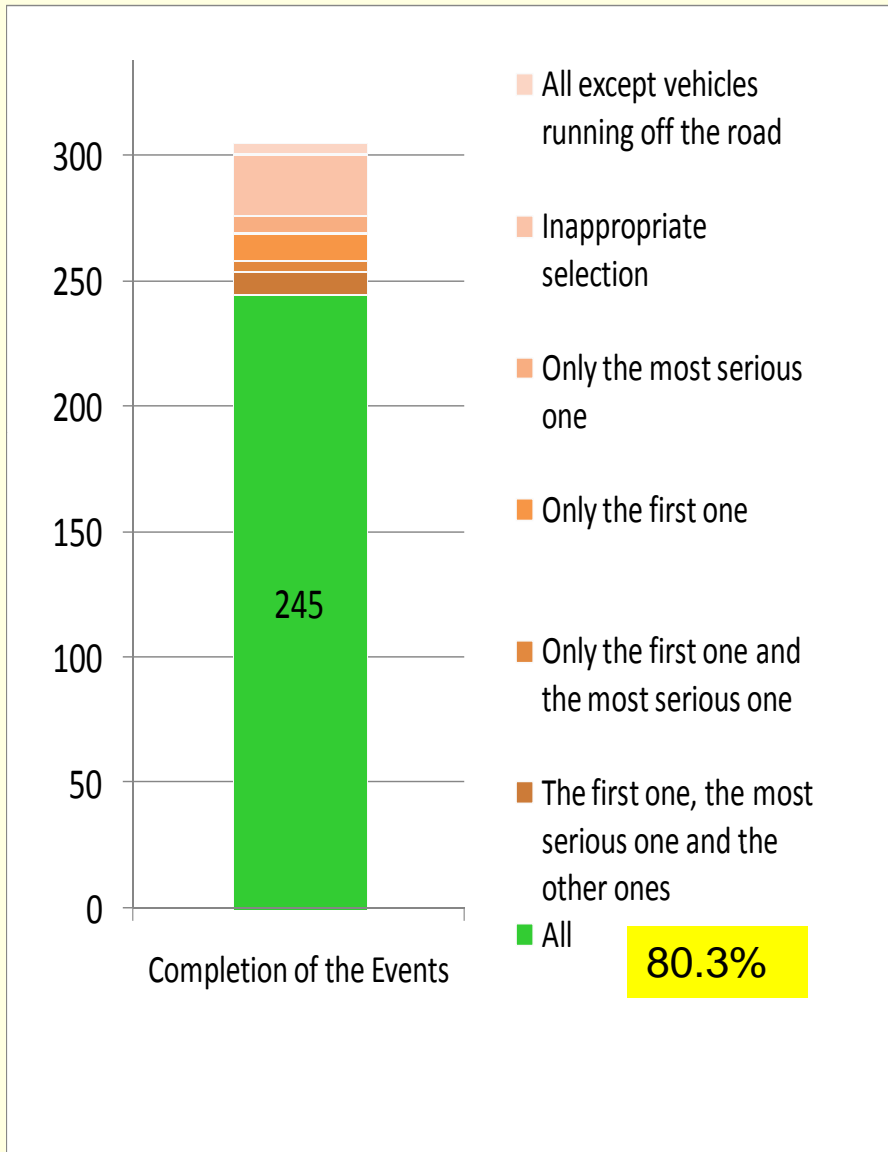
Marcar el succés més greu

[Empirical evaluation. The experience with the METRAS method]
 In Spain:: **Pilot National Statistical Questionnaire of DGT**

- **The first stage:** the police agents fill in the serious or fatal questionnaires to evaluate from the archived accident reports with specific characteristics that have taken place in their municipality lately
- **The second stage:** the completion of the statistical questionnaires for the accidents that happen during the pilot test week together with documents of evaluation of the difficulties and contents
- Sample: 163 agents and 456 questionnaires. The sequencing accident METRAS method was filled in for serious or fatal accidents. (338 questionnaires).



[Empirical Evaluation. The experience with the METRAS method]
 In Spain:: Pilot National Statistical Questionnaire of DGT



[Method compatibility::]

General Rule First Event


Example: In a double carriageway road with double traffic flow, in a signposted curve, a passenger car runs into the load of a lorry that is scattered on the road. Then, the passenger car runs off the road by the right and overturns.

METRAS METHOD OF ACCIDENT SEQUENCING			
INVOLVED UNITS		EVENTS	MOST SERIOUS EVENT
VI		20. Collision against a load or elements of other vehicles	
VI		22. Running off the road by the right, no invasion of another road or carriageway	
VI		52. Overturning of the vehicle out of the road	X

Type of accident in CADaS (There are several categories that could cover this accident, among which one has to be selected):

- A-10.02 Single vehicle accidents with obstacles on or above the road
- A-10.06 Single vehicle accidents - Leaving straight road - either side of the road
- A-10.08 Single vehicle accidents on the road
- A-10.09 Single vehicle accidents including rollover/overturning

[The METRAS method in a very complex accident::]




INVOLVED UNITS

- V1: Red lorry
- V2: White minivan
- V3: Ambulance
- V4: First white lorry
- V5: Last white lorry

ACCIDENT SEQUENCE			
UNITS		EVENTS	MOST SERIOUS EVENT
V1	V2	7 (Rear-end collision, same direction)	X
V2	V3	7 (Rear-end collision, same direction)	
V2		25 (Running off the road by the left, no invasion of another road or carriageway)	
V1	V4	7 (Rear-end collision, same direction)	
V1		26 (Running off the road by the left, invading another road or carriageway)	
V1		51 (Overturning of the vehicle in the opposite carriageway)	
V1	V2	7 (Rear-end collision, same direction)	
V5	V3	7 (Rear-end collision, same direction)	
V5	V4	7 (Rear-end collision, same direction)	

What does the METRAS method allow from the point of view of the statistical analysis ::

- **The information about the first event** allows to identify what first happened and then study the influence of the infrastructure conditions, the situational factors, the factors of the driver / pedestrian and of the vehicle to prevent the accidents. It could be a key element for the study of the active safety.
- **The information about the most serious event** allows to know the event that has caused the most serious consequences for the involved persons. This could be a key element for the study of the elements of passive safety.
- **Accident sequencing** may allow to draw patterns of accident rate for particular roads, vehicles and even drivers or pedestrians.



[Results and Conclusions::]

What does the METRAS method allow from the point of view of the Record::

- It is integrated in the traffic accident statistical questionnaire of the police.
- It allows the improvement of the quality and reliability of the information on the accident typology.
- It respects the dynamic nature of the accident. It implies a better knowledge of the accident reality that was only present in the reports up until now.
- At the police level, it gives a better utility and a more positive assessment to the statistician. For serious and complex accidents, it could be a tool to manage to describe the accident. It could be used as a basis for the automation of reports and pictograms that position the accident.
- At the urban police level, it allows getting information for interventions.
- It implies a new perspective of the accident study from the macroscopic point of view with a much lower cost than the in-depth studies.
- It is compatible and it allows the conversion to the classic accident typology as well as to the “accident type” field requested in the European “CARE” database and to the new “CADaS” proposal.

Thank you !!!!!

NOTES:

- The Metrasis Award for the most innovative contribution in the field of the survey methodology was given to the "METRAS method of event sequencing in the field of traffic accident statistical questionnaire." in the "IV Conference of Survey Methodology", organized by the Public University of Navarre in Pamplona on the 20-22 of September 2006.
- The complete study of this method is currently being finished as the doctoral thesis of M^a Teresa Tormo and will be presented and defended soon.
 - More information...

www.uv.es/metras