

# Key Transport Statistics

2023 Data

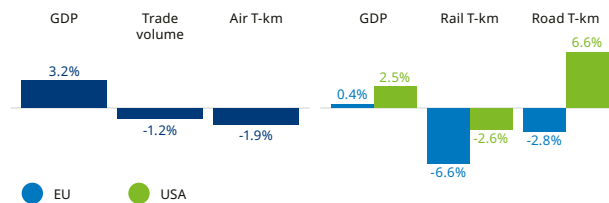
2024

## Freight transport in 2023

In 2023, the global economy continued on its post-pandemic recovery path. Global real GDP grew by 3.2% between 2022 and 2023, by 1.6% in advanced economies and by 4.3% in emerging markets and developing economies. World trade volumes decreased by 1.2%, and air freight tonne-kilometres fell by 1.9% in 2023 compared to 2022. However, since April 2022, the global air cargo market has shown signs of recovery. For surface transport in 2023 compared to 2022, rail freight transport decreased by 6.6% in European Union member states (the EU27) and by 2.6% in the United States. In the EU27, road freight transport decreased by 2.8% in 2023 compared to 2022, while in the United States it increased by 6.6%.

## GDP, trade and freight transport in 2023

(% change from the previous year)



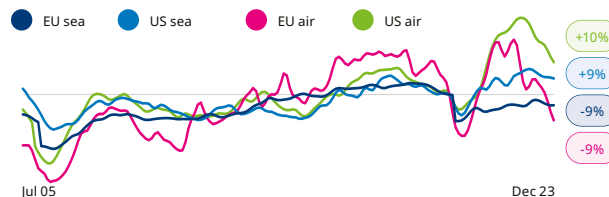
Sources: International Transport Forum, except world GDP (IMF), trade volume (WTO), air T-km (IATA). Note: EU rail T-km coverage (BEL, CYP, GRC AND MLT not included). EU road T-km coverage (BEL, CYP, DNK, FIN, ITA, MLT and ROU not included. AUT, GRC, IRL and NLD 3 quarters).

## Air and sea freight volumes in 2023

The EU's post-Covid recovery in 2022 did not continue in 2023, with external trade by air and sea declining. By December 2023, air and sea trade volumes (measured in tonnes of goods moved) were 9% lower than they were in February 2020. The US post-pandemic recovery continued in 2023, although at a lower pace. Meanwhile, air trade volumes peaked in 2022, with an increase of 38% in February and March 2022 compared to February 2020. In December 2023, air trade volumes were 10% higher than in February 2020. Sea trade volume remained stable in the United States. Since March 2022, sea trade levels have been on average 9% higher than in February 2020.

## External trade by sea and air, percentage change from February 2020

(Tonnes, monthly trend, seasonally adjusted)



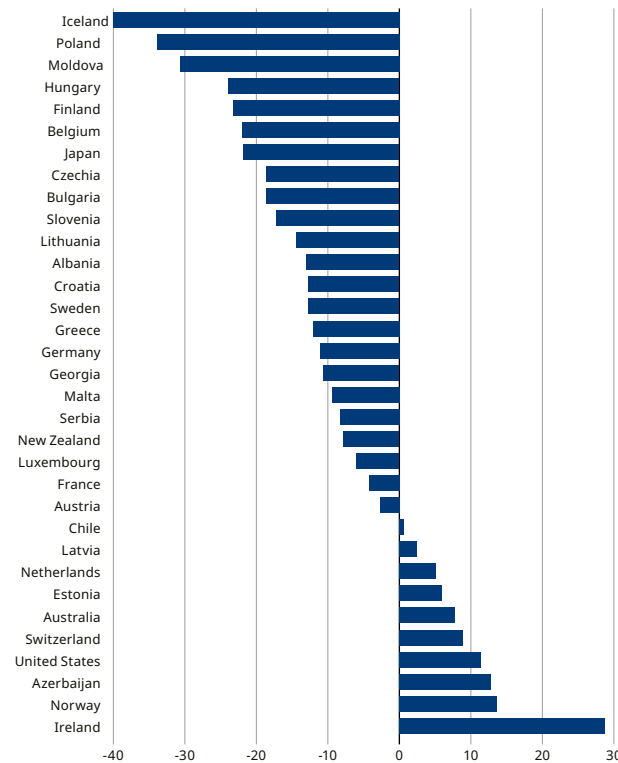
Source: International Transport Forum.

## Road fatalities in ITF countries in 2023

Road fatalities in the 21st century have been at their lowest levels since the 1970s, when systematic reporting began in most ITF member countries. To ensure consistency with other ITF work, 2023 road fatality data are compared to the average for 2017-19. In 2023, the total number of road deaths increased in 10 countries for which preliminary data are available and decreased in 23 countries. Excluding Iceland (due to small numbers), the biggest reductions in road deaths were recorded in Poland (-34%), Moldova (-31%) and Hungary (-24%).

## Number of road fatalities in 2023

(% change from the average for 2017-19)



Source: International Transport Forum.

## Data contacts

[Rachele.poggi@itf-oecd.org](mailto:Rachele.poggi@itf-oecd.org)

ITF 2 rue André Pascal, 75775 Paris Cedex 16, France  
[www.itf-oecd.org](http://www.itf-oecd.org)

